










ADD ROSTER CHEAT SHEET

On of 2/20/15, Illuminate rearranged the Add Roster page. If you've already printed the Administering Interim 2 Online Test job aid, use this cheat sheet to match the new format to the instructions in the job aid.

NEW ADD ROSTER FORMAT	JOB AID
<p>Online Testing - Assessment Roster</p>	
<p>Testing Window Start: <input type="text" value="02/20/2015"/>  12 : 00 AM <input type="text"/></p> <p>Testing Window End: <input type="text" value="02/27/2015"/>  2 : 03 PM <input type="text"/></p>	
<p>Academic Year: <input type="text" value="All Academic Years"/> <input type="button" value="v"/></p> <p>Grade Level: <input type="text" value="All Grade Levels"/> <input type="button" value="v"/></p> <p>Site: <input type="text" value="SDUSD Administrative Site"/> <input type="button" value="v"/></p> <p>User: <input type="text" value=""/> <input type="button" value="v"/></p> <p>Departments: <input type="text" value="All Departments"/> <input type="button" value="v"/></p> <p>Course: <input type="text" value=""/> <input type="button" value="v"/></p> <p>Sections: <input type="text" value="All Sections"/> <input type="button" value="v"/></p>	
<p>Online Testing - Administration Settings Show</p>	
<p>Time of Day Window: <input checked="" type="radio"/> All Day <input type="radio"/> Daily Window</p>	
<p>Time Duration: <input type="text" value="0"/> Minutes. Set to '0' for no time limit.</p> <p>Student Pauses: <input type="text" value="3"/> Set to '0' to disallow student pausing.</p>	
<p>CR Input Method: <input checked="" type="radio"/> Online Entry <input type="radio"/> Written</p>	
<p>Availability: <input checked="" type="radio"/> Open <input type="radio"/> Password</p>	